

Pohjoismaiset kisat Taastrupissa 7.-9.6.2012, tulokset



Team competitions	Gold	Silver	Bronze
Beachvolley	Sweden	Finland	-
Bowling	Finland	Sweden	Denmark
Football (M)	Finland	Denmark	Sweden
Football (W)	Denmark	Finland	-
Golf	Denmark	Finland	Sweden
Orienteering	Finland	Finland	Denmark
Racketlon	Sweden	Denmark	Finland
Running (M)	Finland	Denmark	-
Running (W)	Finland	-	-
Table Tennis	Denmark	Finland	Sweden
Tennis	Sweden	Denmark	Finland

MEDALS	Gold	Silver	Bronze	TOTAL
Finland	5	5	2	12
Denmark	3	4	2	9
Sweden	3	1	3	7



Results	1. Set			2. Set			3. Set			Result		
SWE 1 - FIN 2	15	-	21	19	-	21		-		0	-	2
FIN 1 - DEN 2	21	-	3	21	-	6		-		0	-	2
SWE 2 - DEN 1	17	-	21	21	-	12	15	-	6	2	-	1
SWE 1 - DEN 2	21	-	7	21	-	9		-		2	-	0
FIN 2 - DEN 1	21	-	10	21	-	4		-		2	-	0
FIN 1 - SWE 2	21	-	15	21	-	17		-		2	-	0
SWE 1 - FIN 1	21	-	15	12	-	21	15	-	3	2	-	1
SWE 2 - DEN 2	21	-	9	21	-	4		-		2	-	0
FIN 1 - DEN 1		-			-			-			-	

FIN 2 - SWE 2	21	-	10	21	-	11		-		2	-	0
SWE 1 - DEN 1	21	-	14	21	-	9		-		2	-	0
DEN 2 - FIN 2	5	-	21	7	-	21		-		0	-	2

Semi Finals	1. Set			2. Set			3. Set			Result		
FIN 2 - SWE 2	21	-	11	21	-	15		-		2	-	0
FIN 1 - SWE 1	19	-	21	13	-	21		-		0	-	2

Finals	1. Set			2. Set			3. Set			Result		
FIN 2 - SWE 1	17	-	21	22	-	24		-		0	-	2

Final Ranking	Country		
Gold	SWEDEN	Silver	FINLAND

Bordtennis / Table Tennis



Vuorinen



Sverige vs. Finland	Name	vs.	Name	1. Set	2. Set	3. Set	4. Set	5. Set	Result
1 single / 2 singleMen	Roland Svensk	vs.	Janne Vuorinen	11 - 6	12 - 10	11 - 3	-	-	1 - 0
2single/ 1 single Men	Frederik Norling	vs.	Jouni Flemming	3 - 11	7 - 11	7 - 11	-	-	1 - 1
1 singleWomen	Walk over	vs.		-	-	-	-	-	1 - 2
Single Oldboys	Erik Hevring	vs.	Tom Kraemer	12 - 10	11 - 6	11 - 3	-	-	2 - 2
Single Oldgirls	Mie Kjellser	vs.	Mirella Karola	11 - 8	11 - 6	11 - 3	-	-	3 - 2
1 single Men	Roland Svensk	vs.	Jouni Flemming	9 - 11	12 - 10	8 - 11	13 - 5	-	3 - 3
2 single Men	Frederik Norling	vs.	Janne Vuorinen	11 - 9	11 - 8	5 - 11	6 - 11	11 - 6	3 - 4
DoubleWomen	Walk over	vs.		-	-	-	-	-	3 - 5
DoubleMen	Svensk/Norling	vs.	Flemming/Vuorinen	-	-	-	-	-	3 - 6
Mixed double OB/OG	Kjellser/Hevring	vs.	Karola/Kraemer	11 - 8	4 - 11	11 - 4	12	10	4 - 6
Mixed double Senior	Walk over	vs.		-	-	-			4 - 7
Match result									4 - 7

Danmark vs. Finland	Name	vs.	Name	1. Set	2. Set	3. Set	4. Set	5. Set	Result
1 single / 2 singleMen	Peder Silleborg	vs.	Janne Vuorinen	8 - 11	12 - 10	12 - 10	11 - 5	-	1 - 0

2single/ 1 single Men	Carsten Larsen	vs.	Jouni Flemming	6	-	11	13	-	11	7	-	11	5	-	11		-		1	-	1
1 singleWomen	Connie Neville	vs.	Henna Kihniä	11	-	3	11	-	3	11	-	4		-			-		2	-	1
Single Oldboys	Jan Lyng	vs.	Tom Kraemer	11	-	9	10	-	12	11	-	3	11	-	6		-		3	-	1
Single Oldgirls	Asta Ryttergaard	vs.	Mirella Karola	11	-	2	11	-	4	11	-	4		-			-		4	-	1
1 single men	Peder Silleborg	vs.	Jouni Flemming	9	-	11	11	-	6	11	-	5	9	-	11	5	-	11	4	-	2
2 single men	Carsten Larsen	vs.	Janne Vuorinen	9	-	11	7	-	11	7	-	11		-			-		4	-	3
DoubleWomen	Neville/Ryttergaard	vs.	Karola/Kihniä	11	-	3	11	-	3	11	-	2		-			-		5	-	3
DoubleMen	Silleborg/Larsen	vs.	Flemming/Vuorinen	6	-	11	11	-	8	5	-	11	6	-	11		-		5	-	4
Mixed double OB/OG	Lyng/Ryttergård	vs.	Karola/Kraemer	11	-	2	11	-	7	11	-	8		-			-		6	-	4
Mixed double Senior	Silleborg/Neville	vs.	Flemming/Kihniä	13	-	11	11	-	5	11	-	5		-			-		7	-	4

Match result

7 - 4

Danmark vs. Sverige	Name	vs.	Navn	1. Set		2. Set		3. Set		4. Set		5. Set		Result			
1 single / 2 singleMen	Peder Silleborg	vs.	Erik Hevring	13	-	11	11	-	8	11	-	5		-		1 - 0	
2single/ 1 single Men	Carsten Larsen	vs.	Fredrik Norling	6	-	11	4	-	11	16	-	18		-		1 - 1	
1 singleWomen	Connie Neville	vs.	Walk over		-			-			-			-		2 - 1	
Single Oldboys	Jan Lyng	vs.	Roland Svensk	11	-	9	5	-	11	11	-	9	11	-	8	3 - 1	
Single Oldgirls	Asta Ryttergaard	vs.	Walk over		-			-			-			-		4 - 1	
1 single men	Peder Silleborg	vs.	Fredrik Norling	11	-	8	5	-	11	11	-	9	7	-	11	11 - 7	5 - 1
2 single men	Silleborg/Larsen	vs.	Erik Hevring	11	-	9	11	-	13	9	-	11	13	-	11	5 - 11	5 - 2
DoubleWomen	Neville/Ryttergaard	vs.	Walk over		-			-			-			-		6 - 2	

DoubleMen	Lyng/Silleborg	vs.	Svensk/Norling	11	-	7	10	-	12	11	-	7	5	-	11	5	-	11	6	-	3
Mixed double OB/OG	Ryttergård/Lyng	vs.	Walk over		-			-			-			-			-		7	-	3
Mixed double Senior	Silleborg/Neville	vs.	Walk over		-			-			-			-			-		8	-	3
Match result																			8	-	3

INDIVIDUAL (specifications will follow soon)

Table Tennis, individual - Women, Final Ranking	
NAME	
Connie Neville Eena Puuperi	1
Asta Ryttergaard	2
Mirella Karola	3
Henna Kihniä	4
Eeya	5

Table Tennis, individual - Men, Final Ranking	
NAME	
Roland Svensk	1
Jan Lyng	2
Juoni Flemming	3
Janne Vuorinen	4

Frederik Norling	5
Peder Silleborg	6
Tom Kraemer	7
Carsten P. Larsen	8
Erik Hevring	9

Bowling



Results - Individual - Women

Pos.	Spillernavn	Land	S1	S2	S3	S4	S5	S6	Total
1	Ann-Sofie	Sverige	131	211	213	228	168	168	1119
2	Irene	Sverige	209	164	135	224	205	179	1116
3	Jane	Danmark	174	130	195	179	193	150	1021
4	Susanne	Danmark	157	162	176	144	154	224	1017
5	Trine	Danmark	146	160	146	206	155	193	1006
6	Minna	Finland	168	169	159	159	201	149	1005
7	Mirja	Finland	149	152	169	176	155	164	965
8	Raija	Finland	181	157	128	150	147	192	955
9	Ulla	Sverige	181	169	127	145	161	159	942

Results - Individual - Men									
Pos.	Spillernavn	Land	S1	S2	S3	S4	S5	S6	Total
1	Petri K	Finland	187	185	248	212	197	196	1225
2	Jan N	Sverige	212	180	204	213	191	197	1197
3	Jacques	Danmark	182	184	180	225	165	233	1169
4	Jonas	Danmark	200	194	194	181	176	219	1164
5	Johan	Sverige	224	193	198	201	149	183	1148
6	Petri T	Finland	198	200	199	189	174	179	1139
7	Mika	Finland	193	156	209	201	190	185	1134
8	Jens	Danmark	171	225	191	186	187	152	1112
9	Stefan	Sverige	165	210	165	171	182	204	1097

Resultat - Mixdouble						
Pos.	Name	Score	Country	Name	Score	Total
1	Johan	1148	Sverige	Ann-Sofie	1119	2267

2	Stefan	1097	Sverige	Irene	1116	2213
3	Petri K	1225	Finland	Mirja	965	2190
4	Jacques	1169	Danmark	Susanne	1017	2186
5	Jonas	1164	Danmark	Jane	1021	2185
6	Petri T	1139	Finland	Minna	1005	2144
7	Jan N	1197	Sverige	Ulla	942	2139
8	Jens	1112	Danmark	Trine	1006	2118
9	Mika	1134	Finland	Raija	955	2089

Matchplay -						
Pos	Navn	Land		S1		Kamp 1. 4 vs 3
4	Susanne L	Danmark		145		
3	Jane R	Danmark		236		
4	Jonas F	Danmark		192	28	
3	Jacques O	Danmark		192	25	
<hr/>						
Pos	Navn	Land		S1		Kamp 2. 3 vs 2

		Bonus			40		40		40
		Total	443	541	573	515	578	464	3114
		Bonus-Winning Game		90	90	90	90	90	450
		Total							3564

		Results - Teams	DK Men vs Lady FI	DK vs SE	DK vs FI	DK Men vs Lady SE	DK vs SE	DK vs FI	
Pos.	Player	Land	S1	S2	S3	S4	S5	S6	Total
1	Jens Larsen	Denmark	189	171	157	174	175	194	1060
2	Jonas Feldt	Denmark	153	133	210	171	225	181	1073
3	Jaques Odér	Denmark	135	194	182	179	157	180	1027
		Total	477	498	549	524	557	555	3160
		Bonus-Winning Game							0
		Total							3160

		Results - Teams	SE vs DK	SE Lady vs Men FI	SE vs FI	SE Lady vs Men DK	SE vs FI	SE vs DK	
Pos.	Player	Land	S1	S2	S3	S4	S5	S6	Total
1	Irene Gauffin	Sweden	196	146	171	210	152	144	1019
2	Ulla Hansson	Sweden	150	165	158	159	177	125	934
3	Ann-Sofie Asplund	Sweden	160	124	193	200	188	174	1039

		Bonus		40		40			0
		Total	506	475	522	609	517	443	3072
		Bonus-Winning Game	90		90	90	90		360
		Total							3432

		Results - Teams	SE vs FI	SE vs DK	SE Men vs DK Lady	SE vs FI	SE vs DK	SE Men vs FI Lady	
Pos.	Player	Land	S1	S2	S3	S4	S5	S6	Total
1	Stefan Eskelund	Sweden	196	189	145	152	257	136	1075
2	Jan Nordin	Sweden	193	141	162	193	224	188	1101
3	Johan Hultgren	Sweden	224	194	150	167	191	154	1080
		Total	613	524	457	512	672	478	3256
		Bonus-Winning Game		90			90		180
		Total							3436

		Results - Teams	FI Lady vs Men DK	FI vs DK	FI vs SE	FI vs DK	FI vs SE	FI Lady vs Men SE	
Pos	Player	Land	S1	S2	S3	S4	S5	S6	Total
1	Mirja Heiniemi	Finland	141	136	150	107	176	110	820
2	Minna Uosukainen	Finland	145	175	125	164	139	156	904

3	Raija Rantanen	Finland	166	164	159	150	171	176	986
		Bonus	40					40	80
		Total	492	475	434	421	486	482	2790
		Bonus-Winning Game	90					90	180
		Total							2970

		Results - Teams	FI vs SE	FI Men vs SE Lady	FI vs DK	FI vs SE	FI Men vs DK Lady	FI vs DK	
Pos	Player	Land	S1	S2	S3	S4	S5	S6	Total
1	Petri Takko	Finland	247	195	186	200	165	176	1169
2	Mika Kiuru	Finland	245	154	201	220	179	227	1226
3	Petri Kuossaari	Finland	183	187	200	190	180	214	1154
		Total	675	536	587	610	524	617	3549
		Bonus-Winning Game	90	90	90	90		90	450
		Total							3999

FINAL RANKING:								
1	Finland	6.969	Gold					
2	Sweden	6.868	Silver					
3	Denmark	6.724	Bronze					

Fodbold / Football (Herrer/Men)



Stilling Fodbold (Herrer) / Standings Football (Men)				
#	Country	Games	+ / -	Points
1	Finland	3	8-3	9
2	Danmark	3	9-8	4
3	Sverige	4	6-11	1

TORSDAG / THURSDAY	RESULTAT / RESULT
DK - SF	1-3
SF - S	3-1
S - DK	2-2
FREDAG / FRIDAY	RESULTAT / RESULT
S - DK	3-6
S - SF	1-2

SF - DK	Cancelled
LØRDAG / SATURDAY	RESULTAT / RESULT
Finale / Final. Finland - Denmark	4-0

Fodbold / Football (Damer/Women)



Stilling Fodbold (Damer) / Standings Football (Women)				
#	Country	Games	+ / -	Points
1	Danmark	2	11-2	6
2	Finland	2	2-11	0

TORS DAG / THURSDAY	RESULTAT / RESULT
DK - SF	6-0
FREDAG / FRIDAY	RESULTAT / RESULT
SF - DK	2-5

Golf



Golf, individual competition Men					
#	Name	Country	Day 1	Day 2	Total
1	Robert Eriksson	Sverige	78	79	157
2	Jeppe Schack	Danmark	75	83	158
3	Petri Ahokas	Finland	86	75	161
4	Svend Borup	Danmark	79	84	163
5	Tuure Halonen	Finland	80	83	163
6	Sten Borup	Danmark	82	83	165
7	Antti Mykkänen	Finland	84	90	174
8	Bo Nystedt	Sverige	91	88	179
9	Bo Anderson	Danmark	91	88	179
10	Niko Meritähti	Finland	91	92	183
11	Kristian Wennerström	Sverige	92	91	183
<hr/>					
Golf, individual competition Women					
#	Name	Country	Day 1	Day 2	Total

1	Anni Dich Fredlund	Danmark	80	81	161
2	Trine Kirkegaard	Danmark	81	87	168
3	Karin Oscarsson	Sverige	85	85	170
4	Saia Maendää	Finland	92	88	180
5	Karolina Emilsson	Sverige	94	96	190
6	Eija Lehto	Finland	96	100	196

Golf, Team competition

#	Country	Day 1	Day 2	Total
1	Danmark	316	331	316
2	Finland	342	336	342
3	Sverige	346	343	346

Mangekamp / Running



Individual Men			100 m		400 m		1.500 m		5.000 m		Total
Name	Nat	Age	Time	Pts	Time	Pts	Time	Pts	Time	Pts	Pts
Jan Lindstroem	FIN	45	14,2	566	(3) 62,6	697	(2) 4.41,41	862	(2) 17.34,08	816	(1) 2941
Reijo Niemi	FIN	50	15,09	491	67,05	637	(3) 4.45,45	902	(2) 17.34,08	878	(2) 2908
Tuomo Vanhanen	FIN	48	13,55	674	(2) 60,91	751	4.56,23	776	18.51,08	697	(3) 2898
Ilari Ahokas	FIN	35	(3) 13,53	554	(1) 59,83	652	(1) 4.25,90	844	(1) 16.44,08	785	2835
Henrik Jacobsen	DEN	50	15,59	411	69,75	554	5.11,53	756	18.27,19	799	2520
Claus Steen	DEN	51	16,11	327	72,21	478	5.34,26	629	20.36,85	607	2041
Magnus Wallberg	SWE	33	(1) 12,84	634	(3) 62,6	511	6.11,55	136	23.48,48	36	1317
Thomas Sjoeborg	SWE	56	16,92	293	81,18	315	6.43,59	343	25.39,05	264	1215
Erik Martin Valeur	DEN	25	(2) 13,18	573	71,57	197	6.05,40	176	24.35,84	0	946
Nicklas Hartvig Pedersen	DEN	24	14,53	333	73,95	114	6.20,85	77	24.46,33	0	524
Individual Women			100 m		400 m		1.500 m		5.000 m		Total
Name	Nat	Age	Time	Pts	Time	Pts	Time	Pts	Time	Pts	Pts

Paivi Laurila	FIN	50	(2) 16,93	647	(2) 77,62	692	(1) 6.21,11	708	(3) 23.54,29	657	(1) 2704
Anne Saari	FIN	45	(1) 15,89	702	(1) 74,93	671	(2) 6.21,30	628	(1) 23.40,26	595	(2) 2596
Kirsten Holmsteen	DEN	44	(3) 17,61	398	(3) 85,09	324	6.34,51	491	(2) 23.52,65	506	(3) 1719
Tuija Nopola	FIN	37	18,16	247	90,01	107	(3) 6.22,11	482	DNS	0	836

Stafet Damer / Relay Women:

	Distance	Name	FINLAND
1	400 m	Hanna Jursa	v
	800 m	Turja Nopola	vv
	1200 m	Päivi Lavrila	vvv
	1600 m	Anne Saari	vvvv
TOTAL			17:02:40

Stafet Herrer / Relay Men:

	Distance	Name	FINLAND
1	400 m	Tuomo Vanhanen	v
	800 m	Reijo Niemi	v v
	1200 m	Jan Lindström	v v v
	1600 m	Ilari Ahokas	v v v v
TOTAL			12:41:97
<hr/>			

	Distance	Name	DENMARK
2	400 m	Nicklas Hartvig	v
	800 m	Eric Valeur	v v
	1200 m	Claus Steen	v v v
	1600 m	Henrik Jacobsen	v v v v
	TOTAL		14:26:55



Individual, Short distance			
H21	Navn / Name	Land / Country	Tid / Time
1	Tuomas Hakkarainen	Finland	48.40
2	Timo Tolonen	Finland	1.06.23
3	Claus Wigen	Danmark	1.09.13
4	Ole Gold	Danmark	1.14.12
5	Martin Sørensen	Danmark	1.18.59
<hr/>			
H45	Navn / Name	Land / Country	Tid / Time
1	Lars G Johansson	Sverige	25.30
2	Jyrki Eskola	Finland	26.17
3	Karl Erik Johansson	Sverige	31.58
4	Kalevi Toivonen	Finland	34.17
5	Stefan Jakobson	Sverige	48.50
6	Anders Bo Jørgensen	Danmark	Fejkl.
<hr/>			

Individual, Short distance			
D21	Navn / Name	Land / Country	Tid / Time
1	Tiina Isomäki	Finland	57.54
2	Birgitte Buch	Danmark	1.27.44
3	Piritta Kärävä	Fejlkl.	x
<hr/>			
D45	Navn / Name	Land / Country	Tid / Time
1	Annika Von Schoultz	Finland	31.06
2	Jytte Sørensen	Danmark	40.55
3	Minnami Hatakka	Finland	53.01
4	Ellen Jensen	Danmark	53.33

Individual, Long distance			
H21	Navn / Name	Land / Country	Tid / Time
1	Tuomas Hakkarainen	Finland	1.17.49
2	Timo Tolonen	Finland	1.23.48
<hr/>			
H45	Navn / Name	Land / Country	Tid / Time
1	Lars G Johansson	Sverige	1.04.01
2	Karl-Erik Johansson	Sverige	1.10.09
3	Steen Poulsen	Danmark	1.28.02

4	Kalevi Toivonen	Finland	1.28.49
5	Stefan Jakobsson	Sverige	1.44.00
6	Ole Gold	Danmark	1.54.27
7	Jyrki Eskola	Finland	-

Individual, Long distance

D21	Navn / Name	Land / Country	Tid / Time
1	Pirita Kärävä	Finland	1.16.46
2	Tiina Isomäki	Finland	1.27.51





D45	Navn / Name	Land / Country	Tid / Time
1	Annika Von Schoultz	Finland	56.38
2	Minnami Hatakka	Finland	1.08.50
3	Birgitte Buch	Danmark	1.19.31
4	Ellen Jensen	Danmark	1.31.13
5	Jytte Sørensen	Danmark	1.39.03





Relay	Navn / Name	Land / Country	Individual time	Tid / Time	Tid2 / Time2	Tid3 / Time3	Tid4 / Time4
1	Tuomas Hakkarainen	Finland	48.28	48.28			
	Tiina Isomäki	Finland	28.11		1.16.39		
	Jyrki Eskola	Finland	43.44			2.00.23	





	Annika Von Schoultz	Finland	32.46				2.33.09
<hr/>							
2	Timo Tolonen	Finland	46.54	46.54			
	Piritta Kärävä	Finland	46.12		1.33.06		
	Kalevi Toivonen	Finland	42.38			2.15.44	
	Minnami Hatakka	Finland	35.14				2.50.58
<hr/>							
3	Claus Wigen	Danmark	46.56	46.56			
	Birgitte Buch	Danmark	46.12		1.33.08		
	Ole Gold	Danmark	1.16.32			2.49.40	
	Jytte Sørensen	Danmark	55.11				3.44.51
<hr/>							
4	Steen Poulsen	Danmark	51.40	51.40			
	Gitte Frølich	Danmark	59.53		1.51.33		
	Anders Bo Jørgensen	Danmark	0.00			Udgået	
	Ellen Jensen	Danmark	48.44	44			48.44
<hr/>							
5	Lars G Johanssen	Sverige	45.13	45.13			
	Karl Erik Johansson	Sverige	40.15		1.25.28		
	Stefan Jakobsson	Sverige	1.10.39			2.36.07	
	Unkown	Sverige	48.46				3.24.53

Racketlon



Racketlon															
Sverige vs. Finland	Name	vs	Name	Table Tennis			Badminton			Tennis			ACCUM./WIN		
1 single Men	Anders Rossbrink	vs	Samuli Takala	21	-	4	21	-	8	21	-	8	+43	-	SWE
1 single Women	Helena Wiström	vs	Jaana Kontio	12	-	21	6	-	21	21	-	17	-20	-	FIN
Single Oldboys	Patrik Wartia	vs	Mikael Forsten	21	-	5	17	-	21	13	-	21	+4	-	SWE
Single Oldgirls	Mie Kjellser	vs	Anne Liimatainen	10	-	21	21	-	3	21	-	17	+11	-	SWE
Double Men	Wartia/Rossbrink	vs	Takala/Forsten	21	-	9	21	-	13	21	-	14	+27	-	SWE
Double Women	Kjellser/Wiström	vs	Kontio/Liimatainen	17	-	21	8	-	21	21	-	15	-11	-	FIN
Mixed double OB/OG	Wartia/Kjellser	vs	Forsten/Liimatainen	21	-	10	21	-	9	0	-	21	+2	-	SWE
Mixed double Senior	Rossbrink/Wiström	vs	Takala/Kontio	6	-	21	16	-	21	21	-	6	-5	-	FIN
Match result												5	-	3	

Racketlon															
Danmark vs. Sverige	Name	vs	Name	Table Tennis			Badminton			Tennis			ACCUM./WIN		
1 single Men	Kian Petersen	vs	Anders Rossbrink	3	-	21	21	-	8	21	-	7	+9	-	DEN
1 single Women	Gitte Steffensen	vs	Helena Wiström	21	-	1	3	-	21	6	-	21	-13	-	SWE
Single Oldboys	Peter Teisen	vs	Patrik Wartia	21	-	11	2	-	21	21	-	15	-3	-	SWE
Single Oldgirls	Lotte Elsborg	vs	Mie Kjellser	11	-	21	21	-	4	4	-	21	-10	-	SWE
Double Men	Petersen/Teisen	vs	Rossbrink/Wartia	14	-	21	15	-	21	21	-	14	-6	-	SWE
Double Women	Steffensen/Elsborg	vs	Wiström/Kjellser	21	-	10	21	-	8	1	-	21	+4	-	DEN
Mixed double OB/OG	Elsborg/Teisen	vs	Kjellser/Wartia	6	-	21	17	-	21	21	-	3	-1	-	DEN
Mixed double Senior	Steffensen/Petersen	vs	Wiström/Rossbrink	21	-	8	21	-	8	22	-	20	+28	-	DEN
Match result												2	-	6	

Racketlon															
Danmark vs. Finland	Name	vs	Name	Table Tennis			Badminton			Tennis			ACCUM./WIN		
1 single Men	Kian Petersen	vs	Samuli Takala	22	-	20	21	-	4	21	-	9	+31	-	DEN
1 single Women	Gitte Steffensen	vs	Jaana Kontio	21	-	6	0	-	21	18	-	21	-9	-	FIN
Single Oldboys	Peter Teisen	vs	Mikael Forsten	21	-	11	3	-	21	28	-	26	-6	-	FIN
Single Oldgirls	Lotte Elsborg	vs	Anne Liimatainen	11	-	21	21	-	2	6	-	21	-6	-	FIN
Double Men	Petersen/Teisen	vs	Takala/Forsten	21	-	8	21	-	19	21	-	14	+12	-	DEN
Double Women	Steffensen/Elsborg	vs	Kontio/Liimatainen	22	-	20	22	-	20	8	-	21	-9	-	FIN
Mixed double OB/OG	Elsborg/Teisen	vs	Forsten/Liimatainen	21	-	7	19	-	21	11	-	21	+2	-	DEN
Mixed double Senior	Steffensen/Petersen	vs	Takala/Kontio	21	-	10	21	-	13	21	-	9	+31	-	DEN
Match result (Denmark +46)												4	-	4	

FINAL RANKING:

- 1) SWEDEN
- 2) DENMARK
- 3) FINLAND

Tennis



Sverige vs. Finland	Name	vs.	Name	1. Set			2. Set			3. Set			Result		
1 single Men	Niklas Nilsson	vs.	Tommi Heinonen	6	-	2	6	-	1		-		2	-	0
1 single Women	Helena Wiström	vs.	Päivi Antila-Asplund	5	-	7	7	-	7		-		0	-	2
Single Oldboys	Robert Roos	vs.	Pasi Mustonen	1	-	6	0	-	6		-		0	-	2
Single Oldgirls	Maria Wasing	vs.	Marjut Tukiainen	6	-	0	6	-	0		-		2	-	0
Double Men	Nilsson/Roos	vs.	Heinonen/Mustonen	4	-	6	6	-	4	10	-	0	2	-	1
Double Women	Haslund/Wasing	vs.	Antila-Asplund/Tukiainen	6	-	2	6	-	1		-		2	-	0
Mixed double	Wasing/Roos	vs.	Mustonen/Antila-Asplund	7	-	8		-			-		0	-	1
Match result												4	-	3	

<hr/>															
Danmark vs. Finland	Name	vs.	Name	1. Set			2. Set			3. Set			Result		
1 single Men	Niclas Hjort	vs.	Tommi Heinonen	6	-	3	6	-	1				2	-	0
1 single Women	Mette Rytsel	vs.	Päivi Antila-Asplund	6	-	2	6	-	1				2	-	0
Single Oldboys	Henrik Hjort	vs.	Pasi Mustonen	4	-	6	1	-	6				0	-	2
Single Oldgirls	Karin Christensen	vs.	Marjut Tukiainen	6	-	0	6	-	0				2	-	0
Double Men	Hjort/Hjort	vs.	Heinonen/Mustonen	8	-	1							1	-	0
Double Women	Rytsel/Christensen	vs.	Antila-Asplund/Tukiainen	8	-	2							1	-	0
Mixed double	H. Hjort/Rytsel	vs.	Mustonen/Antila-Asplund	8	-	4							1	-	0
Match result												6	-	1	
<hr/>															
Danmark vs. Sverige	Name	vs.	Name	1. Set			2. Set			3. Set			Result		
1 single Men	Niclas Hjort	vs.	Niklas Nilsson	2	-	6	5	-	7				0	-	2

1 single Women	Mette Rytzel	vs.	Helena Wiström	6	-	0	6	-	0		-		2	-	0
Single Oldboys	Henrik Hjort	vs.	Robert Roos	1	-	6	4	-	6		-		0	-	2
Single Oldgirls	Karin Christensen	vs.	Maria Wasing	0	-	6	3	-	6		-		0	-	0
Double Men	Hjort/Hjort	vs.	Rosbrink/Roos	8	-	5		-			-		1	-	0
Double Women	Rytzel/Christensen	vs.	Haslund/Wasing	8	-	3		-			-		1	-	0
Mixed double	N. Hjort/Rytzel	vs.	Nilsson/Wasing	6	-	2	0	-	6	9	-	11	1	-	2
Match result													3	-	4

FINAL RANKING:

- 1) SWEDEN
- 2) DENMARK
- 3) FINLAND